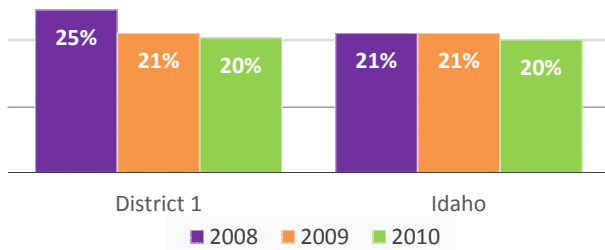


# HEALTH & SAFETY SNAPSHOT



## % WHO DO NOT ENGAGE PHYSICAL ACTIVITY (IN LAST 30 DAYS)



Source: Idaho Behavioral Risk Factor Surveillance System

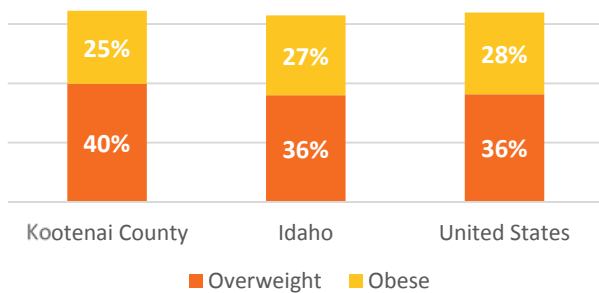
### Safe, healthy people contribute to a vibrant community

In recent years, North Idaho has continued to develop a culture of fitness that is in keeping with the variety of sports and recreation opportunities available through all of the seasons. Hiking, cycling, climbing, swimming, skiing and golf are all conducive to a healthy lifestyle.

### Increasing trend toward lower physical activity

Contrary to its fitness image, however, there has been an increasing trend in the percentage of North Idaho adults who are not participating in non-job related physical activity since 2003. In 2010 (the last year for which data is available) residents in Public Health District 1 reported their overall health to be fair to poor.

## % OF COUNTY ADULTS OVERWEIGHT AND/OR OBESE (2010)



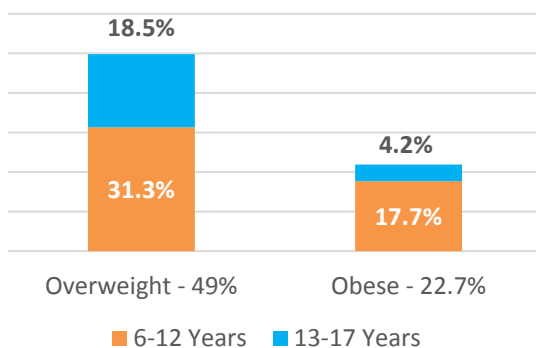
According to Kootenai county Indicators 40% of adults are overweight and 25% are obese. You will see below that 49% of children ages 6-12 years and 22.7% ages 13-17 are either overweight or obese. This is calculated in terms of BMI in the 85<sup>th</sup> percent or higher.

### Some residents not covered by health insurance

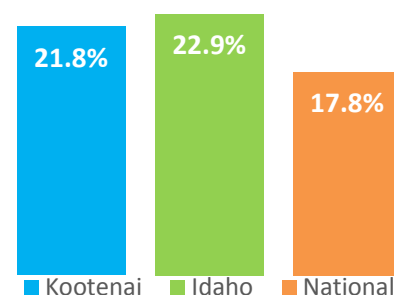
American Community Survey estimates suggest some 21.8% of Kootenai adult residents are not currently covered by health insurance. Lack of coverage has been linked to increased use of emergency medical services to treat otherwise preventable or non-threatening health issues. Many organizations are working to close the health care services gap.

## % OF COUNTY CHILDREN AGES 6-17 OVERWEIGHT AND/OR OBESE (2010)

Source: Kootenai County indicators



## SHARE OF POPULATION AGED 18-64 CURRENTLY UNINSURED

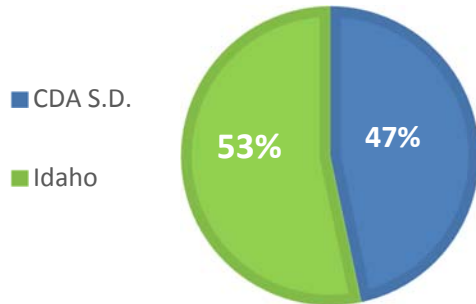


Source: Idaho Behavioral Risk Factor Surveillance System



## HEALTH & SAFETY

### % FREE AND REDUCED LUNCH PARTICIAPTION: 2012-2013

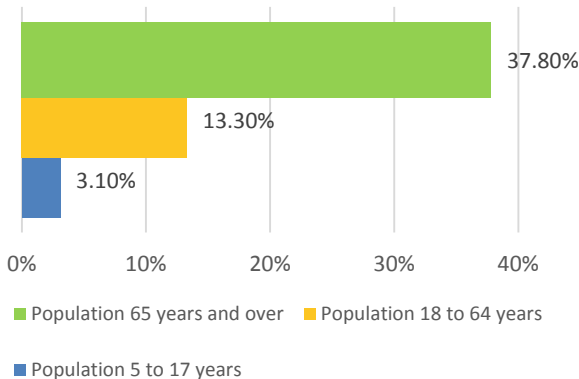


Source: Idaho Department of Education

### Free and reduced lunch program helps bridge the nutritional gap at schools

The chart shows the percentage of students enrolled in the free and reduced lunch program in the CDA School District and in Idaho in the school year 2012-2013. This federally funded program helps students meet their nutritional needs.

### % DIFFERENT AGE GROUPS LIVING WITH DISABILITIES: 2011



Source: ACS Estimates

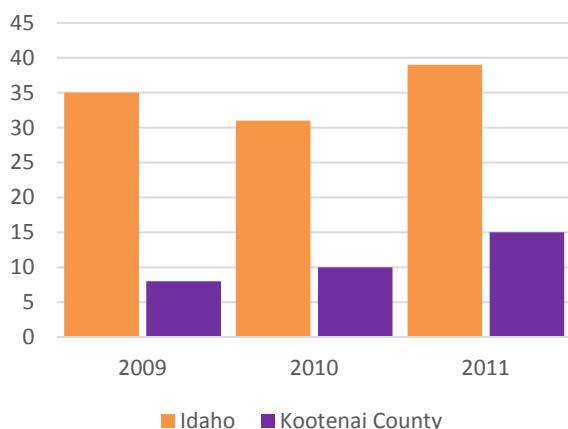
### Residents live with some form of disability

About 6,300 Coeur d'Alene residents live with some form of disability. The rate of disability is naturally higher in older age cohorts, especially in those aged 65 and above where 37%, or just over 3,000 people, are impacted. The number of people with disabilities is likely to increase as Coeur d'Alene's population grows and ages.

### Safety

According to the Federal Bureau of Investigation, with a population of 44,406 and 87 total law enforcement employees, CDA had 2,023 acts of crime with an overall crime rate of 4.56%, a violent crime rate of 0.64%, and a property crime rate of 3.91%.

### Reported Hate Crime Incidents



Source: Idaho State Police, Crime in Idaho Database

The number of the reported hate crime incidents per 100,000 residents has shown drastic variation for both the county and the state over the period measured. In Kootenai County in 2011, there were 10.6 hate crime incidents for every 100,000 residents - the highest of any year in the series. The lowest measurement occurred in 2005, when no hate crime incidents were recorded.

In Idaho, there were 2.5 reported hate crime incidents per 100,000 residents. This figure peaked in 2000 with 3.5 incidents per 100,000 residents, and reached a low of 1.4 in 2006.